

Welcome to Malaysia - New Students

Arrival of International Students to Malaysia

Standard Operating Procedures (SOP)

New Students with valid eVAL (Visa Approval Letter)

22nd January 2022

* The SOPs stated are in accordance with guidelines of MOHE, MOH, NADMA, EMGS and can be revised at anytime.



A . P . U
ASIA PACIFIC UNIVERSITY
OF TECHNOLOGY & INNOVATION

Ready to

Welcome

International Students



The wait is over!



▼

Before you make
a decision to
travel, please
ensure that:



1. Your country **does not** have a travel ban for overseas travel.
2. You are **fully vaccinated** against Covid-19 (*see details on page 8*)
3. You have been issued a **e-VAL (Visa Approval Letter)** and is **Valid** and not **Expired**. The e-VAL validity period is **6 months** from the date of issuance. **(We will be extending the expired VALs upon requests and subject to Immigration's approval).**
4. Please note that your **Passport** must be **valid for at least 18 months** from the expected date of VAL Issuance. For example, 10th Feb 2022 - means **your passport must be valid at least until 15th Aug 2023**.
5. The Malaysian Mission (High Commission, Embassy or Consulate) in your country is open for you to apply **Single Entry Visa (SEV)** - *where applicable*.
6. You are **healthy and eligible** to travel to Malaysia.
7. You have **secured Accommodation for your stay in Malaysia**. Please fill the **Declaration of Accommodation** <http://tiny.cc/AccommodationDeclaration>
8. You are **willing to pay for the cost of Quarantine & Covid-19 Tests**.

Important Reminder - Passport Expiry Date



- Please note that your **Passport** must be **valid for at least 18 months** from the expected date of VAL Issuance. For example, 10th March 2022 - means **your passport must be valid at least until 15th September 2023.**
- Our Visa Processing Team will revert to you if you have to extend your passport for the issuance of eVAL (Visa Approval Letter).

New Students with valid e-Visa Approval Letter (eVAL)

Category of new students allowed to arrive in
Malaysia

Categories of New Students

Category 1

New Student with EMGS Approval Letter
but without eVAL (EMGS 32%)

If you have submitted your Accommodation Declaration to your respective Counsellor, please wait for your eVAL and Travel Authorisation to be approved.

If you have not yet submitted the Accommodation Declaration, please submit your accommodation details, from the link below:
<https://bit.ly/3bPRxMj>

Category 2

New Student with EMGS Approval Letter
but **expired** eVAL (EMGS 70%)

The validity of the eVAL is **6 months** from the date of issuance.

If your eVAL has expired, please fill-up the form from the link below:

<https://bit.ly/3CZtuoB>

Full Vaccination

Students that are allowed to enter must comply with the following requirements of full vaccination:

The definition of full vaccination is as follows:

- a. For those who are on the two-dose vaccines (eg. Pfizer, AstraZeneca, Moderna, Sinovac, Sinopharm, Sputnik V), full vaccination is considered achieved 14 days after receiving the second dose.
- b. For those who are on the single-dose vaccines (eg. Johnson&Johnson, Cansino), full vaccination is considered achieved 28 days after receiving the dose.



WE ADVISE STUDENTS WHO HAVE NOT YET ACHIEVED FULL VACCINATION STATUS TO ENSURE THAT YOU TAKE THE NECESSARY STEPS TO COMPLETE YOUR VACCINATION SOONEST POSSIBLE

Updated Quarantine Duration

Effective 24th January 2022

	Fully vaccinated adults with booster or adolescents travelling alone	Fully vaccinated without booster
Quarantine period	5 days	7 days
Tests required	<ul style="list-style-type: none">• RT-PCR COVID-19 2 days before departure with a negative COVID-19 result• RT-PCR COVID-19 on the day of arrival• RT-PCR on Day 4 OR supervised RTK-Ag on Day 5	<ul style="list-style-type: none">• RT-PCR COVID-19 2 days before departure with a negative COVID-19 result• RT-PCR COVID-19 on the day of arrival• RT-PCR on Day 5 OR supervised RTK-Ag on Day 7
Release from quarantine	Release on Day 5 if RT-PCR on Day 4 is negative OR if supervised RTK-Ag test on Day 5 is negative.	Release on Day 7 if RT-PCR on Day 5 is negative OR if supervised RTK-Ag test on Day 7 is negative.

BEFORE Arrival - New Students with valid eVAL (Visa Approval Letter)



Once the Immigration Department of Malaysia has approved the eVAL, the **eVAL and the Travel Authorization (Permission to Enter Malaysia)** together will be auto-generated and made available for download through EMGS Website. The Travel Authorization can be downloaded from [here](#)



mysafetravel - Make Payment of Quarantine and Covid-19 Tests at safetravel.myeg.com.my, proceed to download the MyQR by MyEG mobile app and log in with your registered account. Payment should be made before travelling.

If you have a residence where you are staying alone, you have an option to apply for **Home Quarantine**, you can do this by submitting a formal application between 7-10 days prior to travelling to Malaysia by visiting the Ministry of Health portal at <https://hso.moh.gov.my/outbreak-portal-hqa/index>



You are required to have the following documents before the date of departure:

- Travel Authorisation Letter (Validity period of 6 months)
- Flight tickets and copy of Passport
- Payment Receipt of COVID-19 Screening Tests and Quarantine Charges for Travelers coming into Malaysia. <https://safetravel.myeg.com.my/> (payment should be made before travelling)
- Submit your Pre-Arrival Information at the EMGS Website via <https://visa.educationmalaysia.gov.my/> with your flight arrival details



Single Entry Visa - For countries that require visa to enter Malaysia, you are also REQUIRED to apply for a Visa with Reference (VDR) at the nearest Malaysian Embassy / High Commission / Consulate General together with Travel Authorisation. (Please see Slide No 11 and 12 for details)



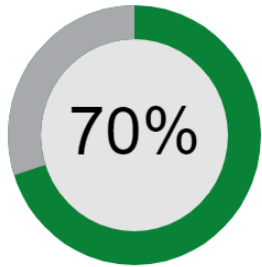
You are required to undergo the RT-PCR Covid-19 Test **within two (2) days** before travelling to Malaysia. The RT-PCR Covid-19 test result must be translated in **ENGLISH** so that the respective authorities in Malaysia can inspect it.

BEFORE Arrival - New Students with valid eVAL (Visa Approval Letter)

01

Once the Immigration Department of Malaysia has approved the eVAL, the **eVAL** and the **Travel Authorization (Permission to Enter Malaysia)** together will be auto-generated and made available for download through EMGS Website. The Travel Authorization can be downloaded from:

<https://visa.educationmalaysia.gov.my/emgs/application/searchForm>



Summary

Full Name:

Travel Document Number:

Application Number:

Application Type: New

Application Status: VAL Approved and ready for download

Travel Authorisation Letter: [Download](#)


EMGS Approval Letter: [Download](#)

eVAL: [Download](#)

Arrival Guide to Malaysia: [Download](#)

Note: Currently, the International Student Arrival Centre (ISAC) is only available at the Kuala Lumpur International Airport (KLIA).

e-VAL - Visa Approval Letter Travel Authorisation Letter



A sample of an e-VAL (Visa Approval Letter) from the Malaysian Immigration Department. It includes the department's name, address, and contact information. The letter is addressed to the Director General of Immigration and contains a section for the applicant's details, including name, passport number, and date of birth. A red circular stamp is visible over the text.



A sample of a Travel Authorisation Letter from the Malaysian Immigration Department. It includes the department's name, address, and contact information. The letter is addressed to the Director General of Immigration and contains a section for the applicant's details, including name, passport number, and date of birth. A red circular stamp is visible over the text.

02 Fill up the APU Students Arrival Form at <http://tiny.cc/ArrivalsControl>

BEFORE Arrival - New Students with valid eVAL (Visa Approval Letter)



Once the Immigration Department of Malaysia has approved the eVAL, the eVAL and the Travel Authorization (Permission to Enter Malaysia) together will be auto-generated and made available for download through EMGS Website. The Travel Authorization can be downloaded from [here](#)



mysafetravel - Make Payment of Quarantine and Covid-19 Tests at safetravel.myeg.com.my, proceed to download the **MyQR by MyEG** mobile app and log in with your registered account. You will have to submit the payment receipts together with flight ticket to Malaysian Mission to obtain Entry Permit & SEV (where required).

Book your Quarantine Hotel

STEP 1: Go to <https://safetravel.myeg.com.my/>

STEP 2: Register with your personal details.

STEP 3: Login to your Account and choose the Quarantine Package.

STEP 4: Make the payment online.

STEP 5: Download **MYQR** by **MYEG** mobile app.

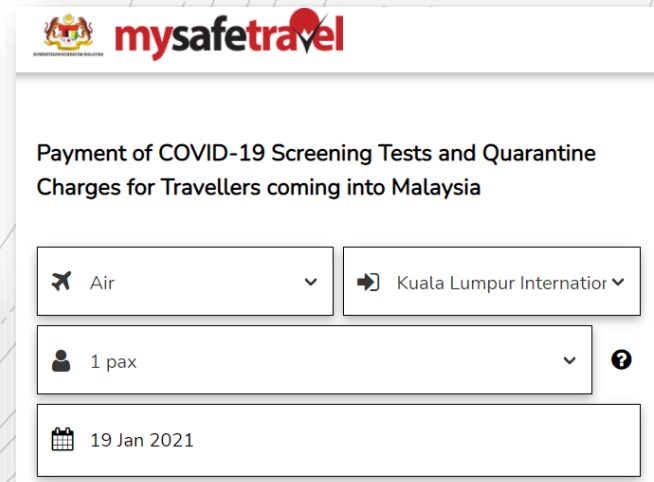
STEP 6: Login using your credentials.

STEP 7: Download the generated QR code from the app.







Book your Flight Ticket

Do ensure the flight ticket purchased in at least 7 days away.



mysafetravel

Payment of COVID-19 Screening Tests and Quarantine Charges for Travellers coming into Malaysia

 Air	 Kuala Lumpur International
 1 pax	
 19 Jan 2021	

Single Entry Visa (SEV) - Required

STUDENTS FROM THE FOLLOWING VISA REQUIRED NATIONAL MUST OBTAIN SINGLE ENTRY VISA (SEV) FROM MALAYSIA REPRESENTATIVE OFFICE OVERSEA BEFORE ENTERING MALAYSIA. STUDENTS MUST ALSO PROVIDE VISA APPROVAL LETTER (VAL) AT THE POINT OF ENTRY

Algeria
Argentina
Austria
Bahrain
Bangladesh
Belgium
Bosnia and Herzegovina
Brazil
Cambodia
Cameroon
Chile
China
Croatia
Cuba
Czech Republic
Egypt
Finland
France
Germany

Ghana
Guinea
Hong Kong SAR China
Hungary
India
Indonesia
Iran
Ireland
Italy
Japan
Jordan
Kazakhstan
Kosovo
Kuwait
Laos
Lebanon
Malta
Mexico
Morocco

Mozambique
Myanmar
Nepal
Nigeria
North Korea
Oman
Pakistan
Peru
Philippines
Poland
Qatar
Romania
Russia
Rwanda
Samoa
Saudi Arabia
Senegal
Serbia
Sierra Leone

South Korea
South Sudan
Spain
Sri Lanka
Sudan
Sweden
Taiwan
Thailand
Timor-Leste
Turkey
Turkmenistan
Ukraine
United Arab Emirates
Uzbekistan
Venezuela
Vietnam

Single Entry Visa (SEV) - Not Required

STUDENTS FROM THE FOLLOWING NON VISA REQUIRED NATIONAL MAY PROCEED TO ENTER MALAYSIA BY PROVIDING THE 'VISA APPROVAL LETTER' (VAL) AT THE POINT OF ENTRY

Antigua & Bermuda	Netherland
Australia	New Zealand
Bahamas	Papua New Guinea
Barbados	Seychelles
Belize	Singapore
Botswana	Solomon Island
Brunei	South Africa
Canada	St Kitts & Nevis
Dominica	St Lucia
Fiji	St Marino
Gambia	St Vincent Grenadine
Grenada	Swaziland
Guyana	Switzerland
Ireland	Tanzania
Jamaica	Tonga
Kenya	Trinidad & Tobago
Kiribati	Gilbert Isl Tuvalu
Lesotho	Uganda
Liechtenstein	United Kingdom
Malawi	Vanuatu
Maldives	Western Samoa
Mauritius	Zaire
Namibia	Zambia
Nauru	Zimbabwe

STUDENTS FROM THE FOLLOWING VISA REQUIRED NATIONAL WITHOUT MALAYSIA REPRESENTATIVE OFFICE ARE PERMITTED TO ENTER WITHOUT SINGLE ENTRY VISA. HOWEVER, STUDENTS MUST PROVIDE THE 'VISA APPROVAL LETTER' (VAL) AT THE POINT OF ENTRY

Afghanistan	Eritrea	Mauritania
Albania	Estonia	Monaco
Angola	Ethiopia	Mongolia
Armenia	Gabon	Nicaragua
Azerbaijan	Georgia	Niger
Belarus	Greece	Norway
Benin	Guatemala	Palestine
Bhutan	Guinea-Bissau	Panama
Bolivia	Haiti	Paraguay
Bulgaria	Honduras	Portugal
Burkina Faso	Iceland	Sao Tome & Principe
Burundi	Ivory Coast	Slovakia
Cape Verde	Kyrgyzstan	Slovenia
Central African Rep	Kyrgyz Republic	Somali
Chad	Latvia	Somalia
Colombia	Liberia	Suriname
Comoros	Libya	Tajikistan
Congo Demo. Rep	Lithuania	Togo
Congo Republic	Luxembourg	Tunisia
Costa Rica	Macao	Upper Volta
Denmark	Macao SAR	Uruguay
Djibouti	Macedonia	Vatican City
El Salvador	Madagascar	Western Sahara
Equador	Mali	Yugoslavia
Equat. Guinea	Moldova	

BEFORE YOU TRAVEL

Students are required to download the MySejahtera app from iOS App Store, Google Play Store or Huawei AppGallery to complete all the required information three (3) days prior to the arrival gate.




WISMA PUTRA

Returning Malaysians and
Non-Malaysians with entry permit

DOWNLOAD & ACTIVATE


MySejahtera

Prior to your arrival in
MALAYSIA

 GET IT ON
Google Play

 Download on the
App Store

 Download on
AppGallery

Division of Communication and Public Diplomacy



WELCOME

Kuala Lumpur

**KLIA & KLIA 2
Airports**

UPON Arrival (New students with eVAL)



You can only enter Malaysia via these Authorised Entry points: KLIA / KLIA 2. International Students that attempt to enter Malaysia from other entry points will be denied entry and may risk being deported to their country of origin.



You are required to have the following documents:

- Student Visa Approval Letter (e-VAL)
- Travel Authorisation Letter (Permission to Enter Malaysia)
- Single-Entry Visa (SEV) in your Passport (*where applicable*)



- Students are required to comply with the mandatory quarantine **5 days or 7 days** upon arrival to Malaysia. **The quarantine period might be extended, depending on the risk assessment conducted by authorities.**
- You are required to undergo the RT-PCR Covid-19 Test within **two (2) days** before travelling to Malaysia.
- You will also be required to undergo **second COVID-19 screening test** at the arrival hall in the international airport entry point at Malaysia.



You will have to present the QR code generated from the mobile app at KLIA/KLIA2 International Airport. Once the QR code is verified, you will proceed to immigration, to collect your luggage and to Quarantine Station (Hotel).

Unfortunately, If you are tested POSITIVE, our Ministry of Health Officers will arrange for medical treatment at a hospital. The cost of the treatment will be borne by the students.

AFTER Immigration Clearance



You will be transported to the Quarantine Station once you've cleared the Immigration and exited the Arrival Gate. You will undergo a **MANDATORY QUARANTINE** period 5 days or 7 days starting from your Arrival Date.



You are required to have MySejahtera application active at all times in your smartphone. You need to ensure your mobile phone, or the device is always with you and in active mode at all times during the surveillance and observation period. You shall ensure that all information provided in MySejahtera application is accurate and correct.



Mandatory Quarantine

5 Days / 7 Days



5 days or 7 days
Mandatory Quarantine
borne by the student



Transport is provided to
Quarantine Station and
for Covid-19 test



Covid-19 test will be
conducted on arrival and
upon completion of your
quarantine




If tested negative,
Release Order will be
issued by the Ministry of
Health, Malaysia

Important Notice : All costs (COVID-19 PCR test and expenses during quarantine shall be borne by the applicant. Failure to bear the quarantine costs or any monies due to the Government of Malaysia, the applicant's active pass will be cancelled, blacklisted in Immigration system and issued with Notice of 'Not To Land' (NTL) for deportation.

Mandatory Quarantine at Designated Quarantine Station (Hotel)

International students that are allowed entry into Malaysia will be subjected to:



- 5 days or 7 days compulsory quarantine at designated Quarantine Station stipulated by the National Disaster Management Agency (NADMA) and Ministry of Health (MOH).
- The cost for Quarantine & Covid-19 Tests will be ranging from RM 1,600 to RM 2,300.
- Students must make an online payment at safetravel.myeg.com.my for Quarantine cost before leaving for Malaysia 

With PT-PCR Test Result (5 days)

Item	Fee
Transportation	RM 250.00
Accommodation (Minimum RM 175/per night) - 5 days	RM 875.00
RT-PCR Test (RM 250.00 / per test)	RM 500.00
Total	RM 1,625.00*

With PT-PCR Test Result (7 days)

Item	Fee
Transportation	RM 250.00
Accommodation (Minimum RM 175/per night) - 7 days	RM 1,225.00
RT-PCR Test (RM 250.00 / per test)	RM 500.00
Total	RM 1,975.00*

**The fees are subject to revision by the Malaysian Government*

BEFORE Arrival - Booking Quarantine at Quarantine Station (Hotel)



Go to: <https://safetravel.myeg.com.my/>



Step 1: Registration

User Registration

User Registration

Name * Mobile Number

The Name field requires minimum 2 characters.

Password * Confirm Password *

ID Type * ID Number

☐ I consent to the processing of my personal data by MY E.G. Services Berhad in accordance with the terms as set out in the Privacy Policy.

Step 3: Input Arrival details

← Guest Details

Arrival Details

Entry Point Preferred Arrival Date

Transportation Details

Travel Information (Optional) Preferred Quarantine Check In Date

Estimated Time of Arrival (Optional)

Step 2: Login & Select Arrival Date



Hello, Abdoolah Aasif Mohung

Payment of COVID-19 Screening Tests and Quarantine Charges for Travellers coming into Malaysia

MySafeTravel is a COVID-19 screening and accommodation arrangement service provided by MY E.G. Services Berhad with the approval of Kementerian Kesihatan Malaysia (KKM). This service is open to both Malaysians and non-Malaysians, and aims to provide a fast, safe, and seamless process for travellers coming into Malaysia. Upon completion of payment, travellers will be provided with the QR code that is used by Government of Malaysia for entry verification.

Easy
- Just fill in your particulars, proceed to payment and you're done.

Step 4: Select Quarantine Duration

Quarantine Period

Quarantine Period

Travellers need to produce a negative RT-PCR covid test result 3 days before departure from an ISO certified lab to qualify for 7 days quarantine. Without this covid test result travellers will be required to quarantine for 10 days.
[Content for Screening Certificate](#)

Primary Guest

Name Date of Birth

Nationality Mobile Number

ID Type Passport Number

Step 5: Key in your Home Address & Address in Malaysia

Postal Address

Postal Address 1

ENDAH RIA

Postal Address 2 (Optional)

Postal Address 2 (Optional)

Postal Postcode

57000

Postal State

KUALA LUMPUR

Address In Malaysia

☒ My Malaysia address is the same as my postal address.

Malaysia Address 1

ENDAH RIA

Malaysia Address 2 (Optional)

Malaysia Address 2 (Optional)

Malaysia Postcode

57000

Malaysia State

Wilayah Persekutuan Kuala Lumpur

Step 6: Select Preferred Quarantine Package



Basic Quarantine Facilities

The Basic Package consists of a modest, no-frills hotel room with basic room amenities. Upon arrival, government officials will determine the location of the hotel/quarantine centre including transportation. Travellers will be provided with three meals a day throughout their quarantine stay. Travellers will be provided with three meals a day throughout their quarantine stay.

Starts from

RM 150.00 / night

Select Hotel



Premium

The Premium Package consists of a premium hotel room of the traveller's choice with standard amenities and higher quality service for a more comfortable and restful stay. Travellers can opt for upgraded room categories and a better choice of food and beverage to make their stay as pleasant as possible. Bookings should be made at least 5 days in advance as rooms are subject to availability. Travellers who sign up for this package will also receive special offers from our partner brands.

Starts from

RM 287.50 / night

Select Hotel



Luxury

The Luxury Package consists of a luxurious hotel suite in a four-star or five-star hotel / resort offering a spacious room with a separate living space, a well-appointed bathroom, top of the range amenities and premium food & beverage. If you prefer maximum comfort, excellent service, and a relaxing stay, this is the package for you. A Meet & Greet concierge service upon arrival at KLIA. Bookings should be made at least 5 days in advance as rooms are subject to availability. Travellers who sign up for this package will also enjoy exclusive rewards and benefits from our partner brands.

Starts from

RM 575.00 / night

Select Hotel

Step 7: Choose Quarantine Hotel

Basic Quarantine Facilities

Arrival Details

Entry Point

Kuala Lumpur International Airport

Preferred Arrival Date 

2021-03-02



Standard Quarantine Station

- ✓ 3 meals (Breakfast-8am ; Lunch-12.30pm ; Dinner-7pm)
- ✓ Towel
- ✓ Room amenities
- ✓ Outside delivery (dry and essential item only allowed).

Location : Accommodations are allocated by Government officials based on situation & logistic arrangement of the day.

Price per guest as low as : RM 150.00

Book Now

Premium



Grand Millennium Kuala Lumpur

- ✓ Rates are inclusive of upgraded meals
- ✓ Free WIFI throughout your stay
- ✓ Excellent City View

Location : 160, Bukit Bintang St, Bukit Bintang, 55100 Kuala Lumpur, Federal Territory of Kuala Lumpur

Price per guest as low as : RM 446.20

Book Now



Impiana KLCC

- ✓ Daily Teatime & Premium Ice Cream Available
- ✓ Complimentary WIFI
- ✓ Gym equipment selection rental is available
- ✓ Coffee machine rental is available

Location : Impiana Klcc Hotel & Spa, 13, Jalan Pinang, Kuala Lumpur, 50450 Kuala Lumpur

Price per guest as low as : RM 339.25

Book Now

Luxury



Impiana KLCC Hotel

- ✓ Premium Menu
- ✓ Highly Recommended by many

Location : Impiana Klcc Hotel & Spa, 13, Jalan Pinang, Kuala Lumpur, 50450 Kuala Lumpur

Price per guest as low as : RM 575.00

Book Now



Grand Millennium Hotel Kuala Lumpur

- ✓ Rates are inclusive of 4 upgraded meals (Breakfast Lunch Afternoon Coffee and Dinner)
- ✓ Free WIFI throughout your stay
- ✓ Excellent City View

Location : 160, Bukit Bintang St, Bukit Bintang, 55100 Kuala Lumpur, Federal Territory of Kuala Lumpur

Price per guest as low as : RM 446.20

Book Now

Step 8: Confirm the Quarantine Hotel

← Standard Quarantine Station


Confirm

Amenities

- ✓ 3 meals (Breakfast-8am; Lunch-12.30pm; Dinner-7pm)
- ✓ Towel
- ✓ Room amenities
- ✓ Outside delivery (dry and essential item only allowed).



Room List

Standard Quarantine Station	Price per Night
	
Room per Guest : 3(Max) ✓ 3 Meals (Breakfast - 8am, Lunch - 12.30pm, Dinner - 7pm), Replacement Linens And Towel, Room Amenities, Outside Delivery (Dry And Essential Item Only)	Primary Guest : RM 150 Dependent Guest : RM 50

Step 9: Select the Guest Name

← Standard Quarantine Station

Book Now

Assigned: 1 out of 1

Standard Quarantine Station



View room photos

GUESTS	PRICE PER GUEST		
3 MAX ~ 1 adult & 2 children OR 2 adult & 1 child ~ Children under 6 years stay FREE	Primary guest price RM 150.00	Dependent guest price RM 0.00	Dependent guest price RM 0.00
PRIMARY GUEST * (REQUIRED)	DEPENDENT GUEST (OPTIONAL)	DEPENDENT GUEST (OPTIONAL)	
Abdoolah Aasif Mohung	-	-	

Step 10: Total Amount payable will be displayed

← Booking Confirmation

Booking no : EQQBZND7


CATEGORY	BOOKING DETAILS - ABDOLAH AASIF MOHUNG	PRICE (RM)
SCREEN TEST	POLYMERIZE CHAIN REACTION (PCR) ON 5TH DAY OF QUARANTINE	250.00
HOTEL & ROOMS	STANDARD QUARANTINE STATION STANDARD QUARANTINE STATION (X7 DAYS) ADULT PRIMARY GUEST	1,050.00
OPERATION COST		2,600.00
SUB TOTAL		3,900.00


GRAND TOTAL : RM 3,900.00




Step 11: Select Payment Method

Choose a payment method

Choose a payment method below and fill out the following information



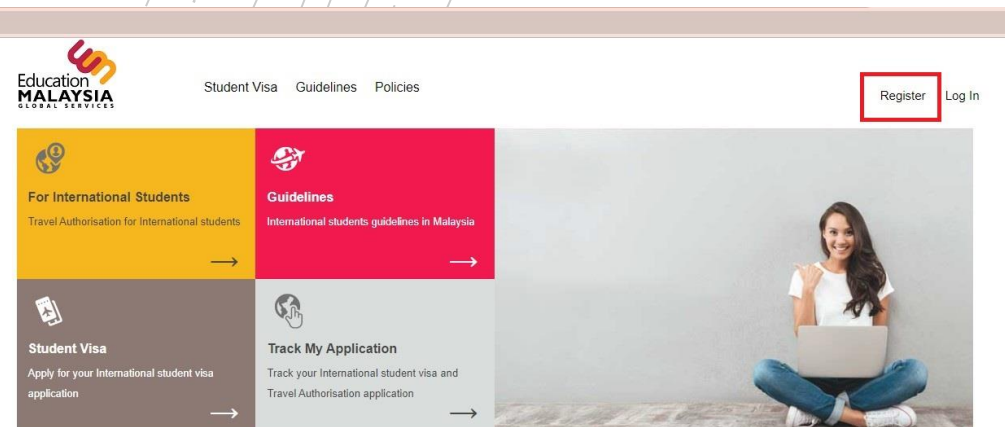


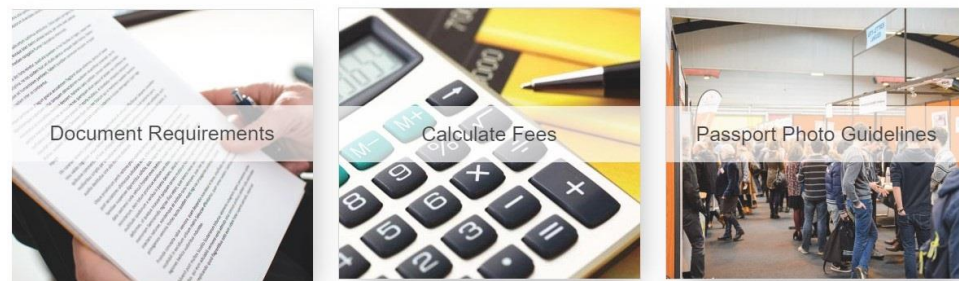
BEFORE Arrival - Submit Pre-Arrival Information at EMGS Website

➡ Go to: <https://visa.educationmalaysia.gov.my/>

Step 1: Click on Register button to create an account on EMGS Website



You may be Interested in the Following

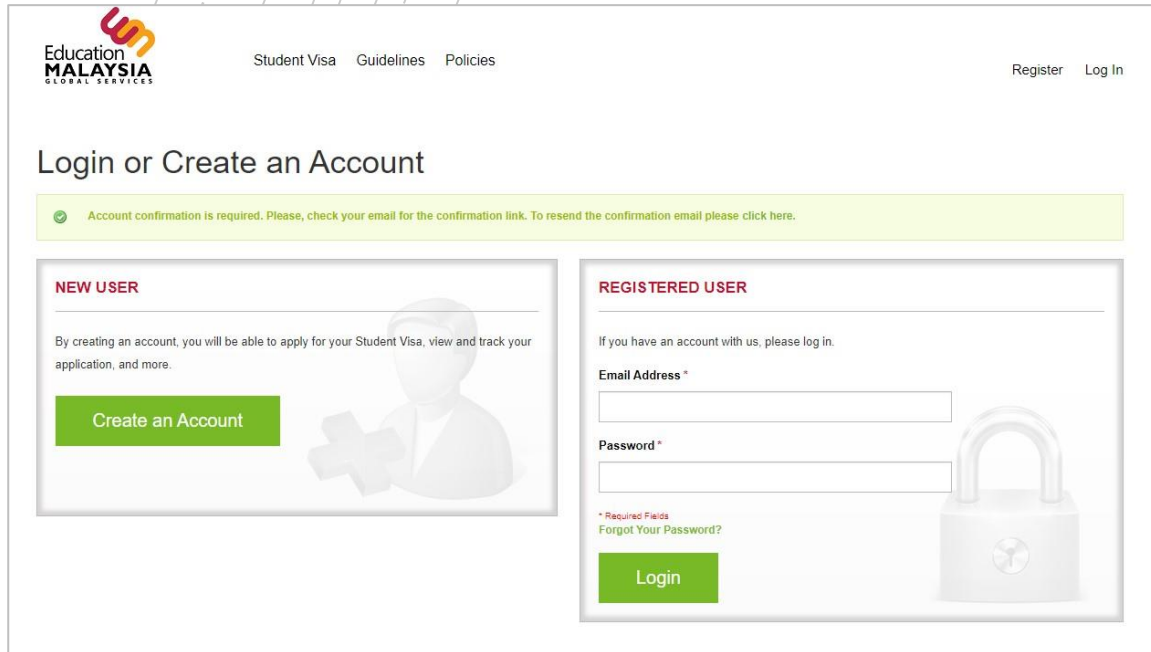


Step 2: Fill in your personal details and click on Submit button

BEFORE Arrival - Submit Pre-Arrival Information at EMGS Website

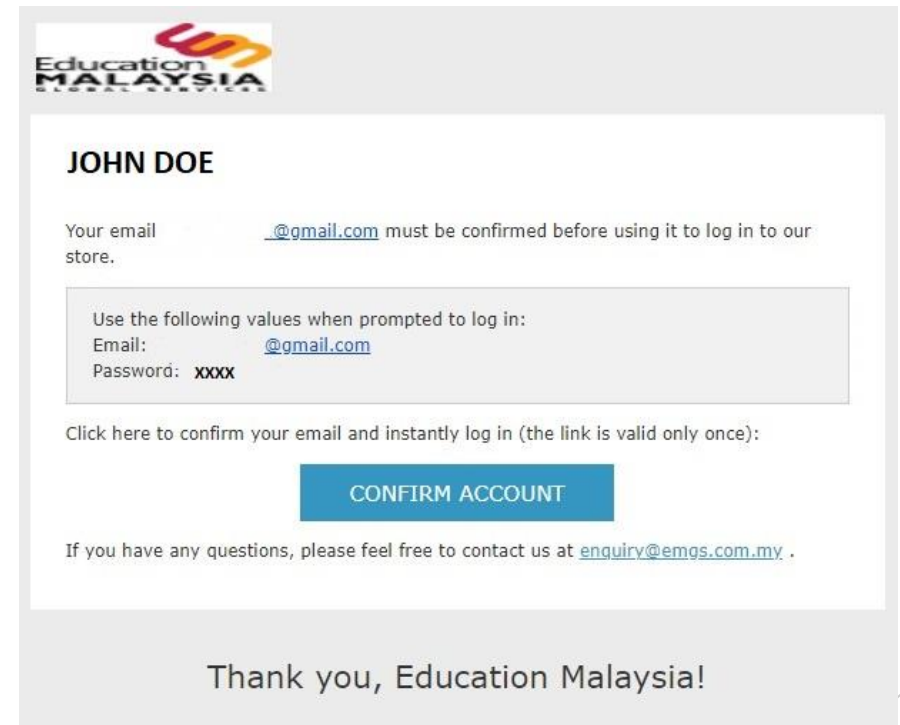
➡ Go to: <https://visa.educationmalaysia.gov.my/>

Step 3: Your account will be created, and a confirmation email will be sent



The screenshot shows the Education Malaysia Global Services website. At the top, there is a navigation bar with the logo, links for Student Visa, Guidelines, Policies, Register, and Log In. Below the navigation bar, the heading "Login or Create an Account" is displayed. A green message box states: "Account confirmation is required. Please, check your email for the confirmation link. To resend the confirmation email please click here." Below this, there are two main sections: "NEW USER" and "REGISTERED USER". The "NEW USER" section includes a description of the benefits of creating an account and a green "Create an Account" button. The "REGISTERED USER" section includes a description of logging in, input fields for "Email Address" and "Password", a "Forgot Your Password?" link, and a green "Login" button. A large padlock icon is positioned to the right of the login fields.

Step 4: Click on CONFIRM ACCOUNT to verify your email

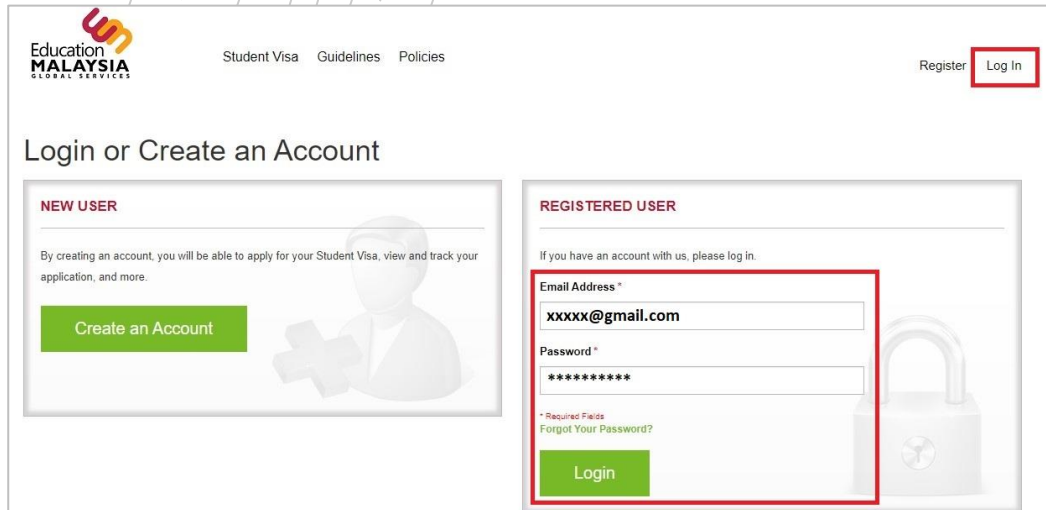


The screenshot shows the Education Malaysia Global Services website. At the top, there is a navigation bar with the logo. Below the navigation bar, the heading "JOHN DOE" is displayed. A message states: "Your email [@gmail.com](#) must be confirmed before using it to log in to our store." Below this, there is a box with the text: "Use the following values when prompted to log in: Email: [@gmail.com](#) Password: XXXX". Below this box, there is a link: "Click here to confirm your email and instantly log in (the link is valid only once):". Below the link, there is a blue button labeled "CONFIRM ACCOUNT". At the bottom, there is a message: "If you have any questions, please feel free to contact us at enquiry@emgs.com.my." Below the message, there is a footer with the text: "Thank you, Education Malaysia!"

BEFORE Arrival - Submit Pre-Arrival Information at EMGS Website

➡ Go to: <https://visa.educationmalaysia.gov.my/>

Step 5: Key in your Email Address and Password and click on Login



Education MALAYSIA GLOBAL SERVICES

Student Visa Guidelines Policies

Register Log In

Login or Create an Account

NEW USER

By creating an account, you will be able to apply for your Student Visa, view and track your application, and more.

Create an Account

REGISTERED USER

If you have an account with us, please log in.

Email Address *

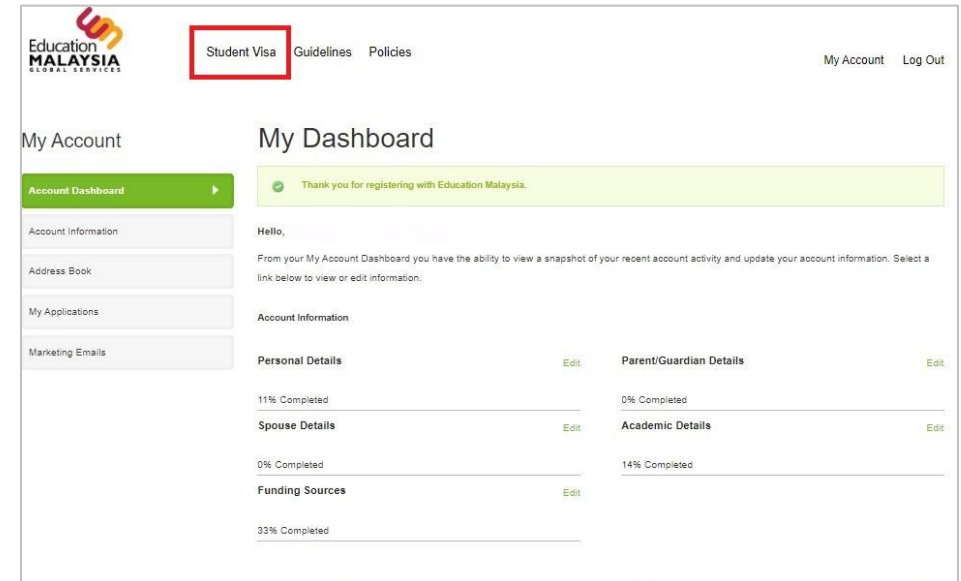
xxxxx@gmail.com

Password *

* Required Fields
Forgot Your Password?

Login

Step 6: Click on Student Visa at top left corner



Education MALAYSIA GLOBAL SERVICES

Student Visa Guidelines Policies

My Account Log Out

My Account

- Account Dashboard
- Account Information
- Address Book
- My Applications
- Marketing Emails

My Dashboard

Thank you for registering with Education Malaysia.

Hello,

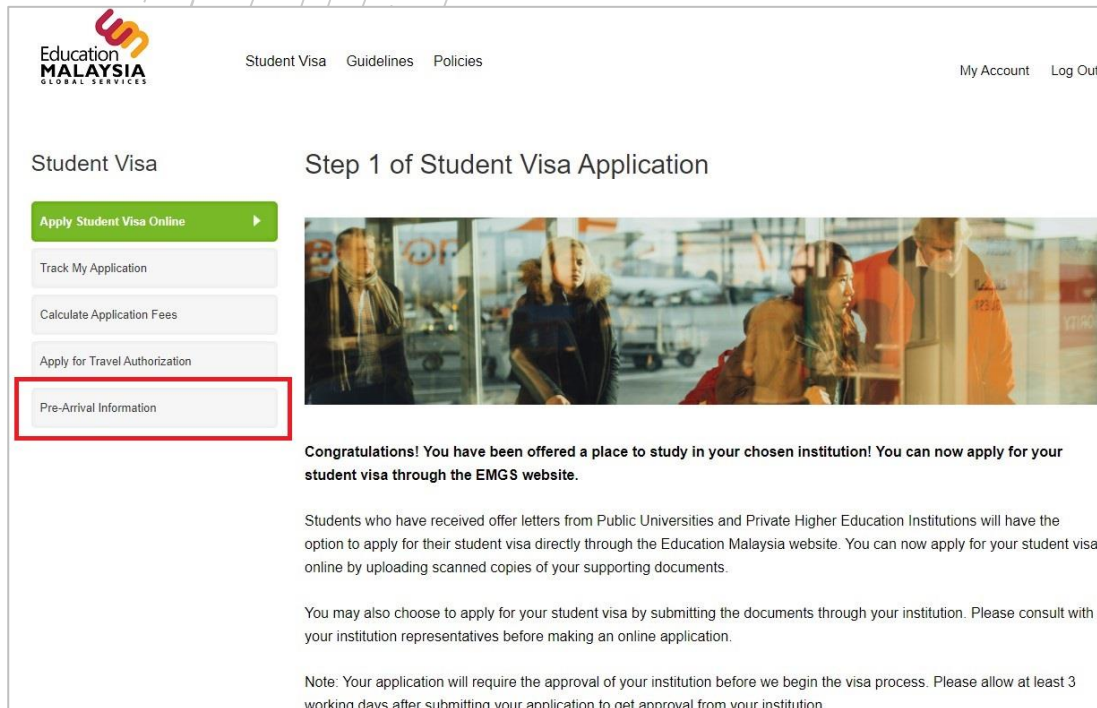
From your My Account Dashboard you have the ability to view a snapshot of your recent account activity and update your account information. Select a link below to view or edit information.

Account Information	Personal Details	Parent/Guardian Details
11% Completed	0% Completed	0% Completed
Spouse Details	Academic Details	
0% Completed	14% Completed	
Funding Sources		
33% Completed		

BEFORE Arrival - Submit Pre-Arrival Information at EMGS Website

➡ Go to: <https://visa.educationmalaysia.gov.my/>

Step 7: Click on Pre-Arrival Information on the left end



Education MALAYSIA GLOBAL SERVICES

Student Visa Guidelines Policies

My Account Log Out

Student Visa

Step 1 of Student Visa Application

Apply Student Visa Online

Track My Application

Calculate Application Fees

Apply for Travel Authorization

Pre-Arrival Information

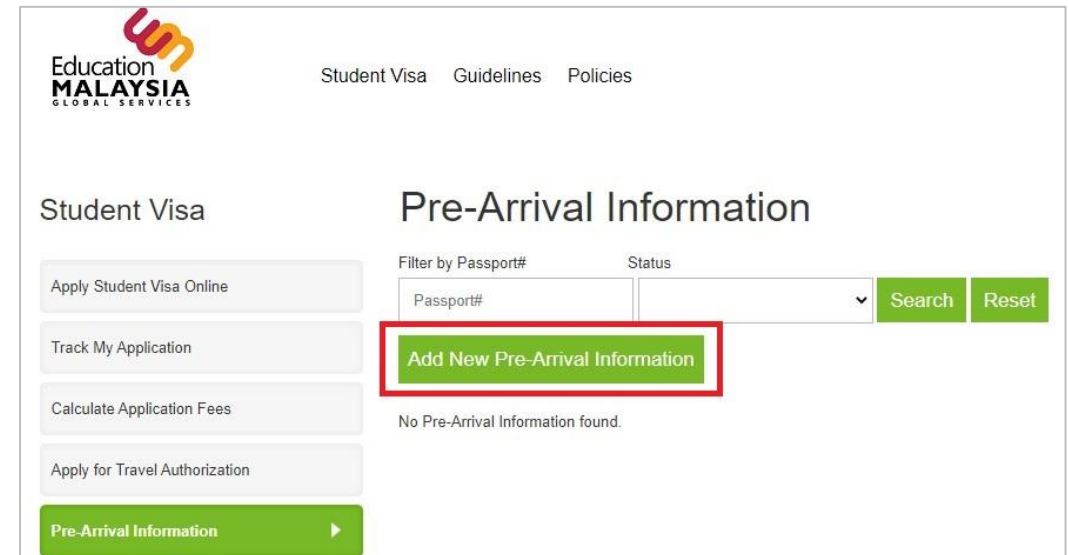
Congratulations! You have been offered a place to study in your chosen institution! You can now apply for your student visa through the EMGS website.

Students who have received offer letters from Public Universities and Private Higher Education Institutions will have the option to apply for their student visa directly through the Education Malaysia website. You can now apply for your student visa online by uploading scanned copies of your supporting documents.

You may also choose to apply for your student visa by submitting the documents through your institution. Please consult with your institution representatives before making an online application.

Note: Your application will require the approval of your institution before we begin the visa process. Please allow at least 3 working days after submitting your application to get approval from your institution.

Step 8: Click on Add New Pre-Arrival Information button



Education MALAYSIA GLOBAL SERVICES

Student Visa Guidelines Policies

Student Visa

Pre-Arrival Information

Filter by Passport# Status

Passport# Search Reset

Add New Pre-Arrival Information

No Pre-Arrival Information found.

Apply Student Visa Online

Track My Application

Calculate Application Fees

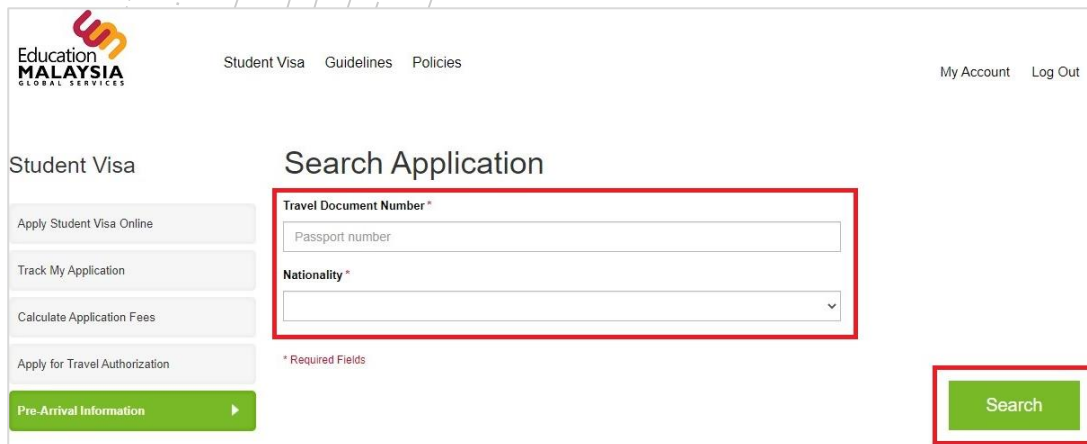
Apply for Travel Authorization

Pre-Arrival Information

BEFORE Arrival - Submit Pre-Arrival Information at EMGS Website

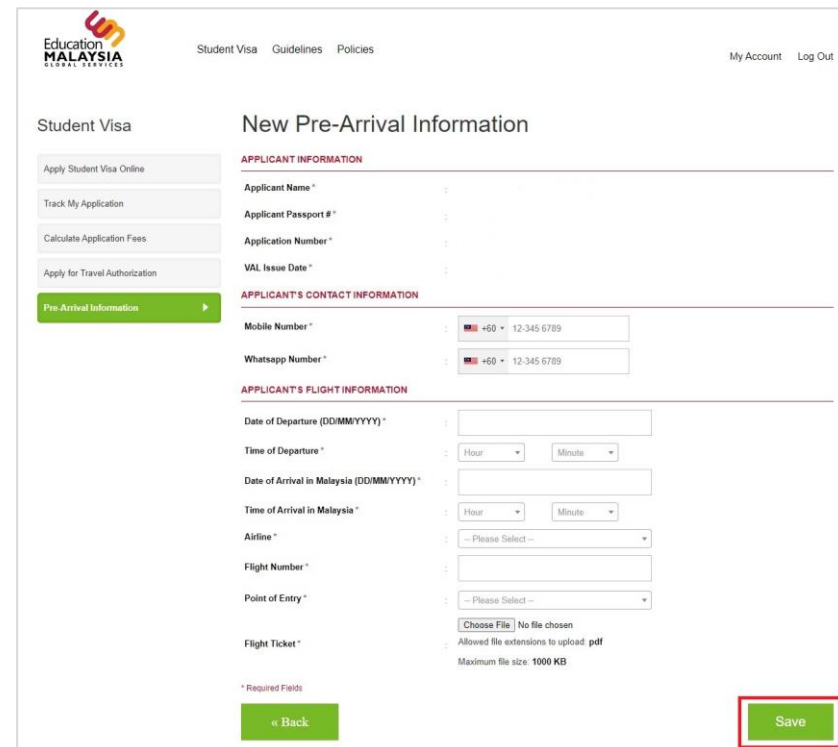
➡ Go to: <https://visa.educationmalaysia.gov.my/>

Step 9: Key in your Passport Number and select Nationality. Click Search button



The screenshot shows the 'Search Application' form on the EMGS website. The form is titled 'Search Application' and is located under the 'Student Visa' section. It contains two input fields: 'Travel Document Number *' (with a placeholder 'Passport number') and 'Nationality *' (a dropdown menu). A red box highlights these two fields. Below the fields, there is a small text '* Required Fields'. To the right of the form is a green 'Search' button, also highlighted with a red box. The website header includes the EMGS logo, 'Student Visa', 'Guidelines', 'Policies', 'My Account', and 'Log Out'.

Step 10: Your application information will be displayed. Fill in your Applicant's Contact Information and Applicant's Flight Information. Click Save



The screenshot shows the 'New Pre-Arrival Information' form on the EMGS website. The form is titled 'New Pre-Arrival Information' and is located under the 'Student Visa' section. It contains several sections: 'APPLICANT INFORMATION' with fields for 'Applicant Name *', 'Applicant Passport # *', 'Application Number *', and 'VAL Issue Date *'; 'APPLICANT'S CONTACT INFORMATION' with fields for 'Mobile Number *' and 'Whatsapp Number *'; and 'APPLICANT'S FLIGHT INFORMATION' with fields for 'Date of Departure (DDMMYYYY) *', 'Time of Departure *' (with 'Hour' and 'Minute' dropdowns), 'Date of Arrival in Malaysia (DDMMYYYY) *', 'Time of Arrival in Malaysia *' (with 'Hour' and 'Minute' dropdowns), 'Airline *' (with a 'Please Select' dropdown), 'Flight Number *', 'Point of Entry *' (with a 'Please Select' dropdown), and 'Flight Ticket *' (with a 'Choose File' button and a note 'No file chosen'). A red box highlights the 'Save' button at the bottom right. The website header includes the EMGS logo, 'Student Visa', 'Guidelines', 'Policies', 'My Account', and 'Log Out'.

During Mandatory Quarantine

You are strictly required to adhere to the following while you are under Mandatory Quarantine:

- ✓ Be contactable at ALL times.
- ✓ Do keep in touch with your family using your Smartphone, and keep in touch with your University Welfare officer at all times.
- ✓ Remain only in the quarantine room during the entire period.
- ✓ No visitors are allowed in the room.
- ✓ Wear a face mask during your transportation at all times.
- ✓ You can attend your classes online using Microsoft Teams.
- ✓ In case of any emergency, immediately alert your Quarantine Station personnel.
- ✓ You are required to have the MySejahtera App active on your smartphone at all times.



Keep Connected
Be Positive
Stay Happy

Quarantine Pick up & Campus arrival



APU will pick up the students from their quarantine station (Hotel) and drop off to APU campus.

Welcome to your Campus!

Returning to Classes / Campus



You can report to campus, if:

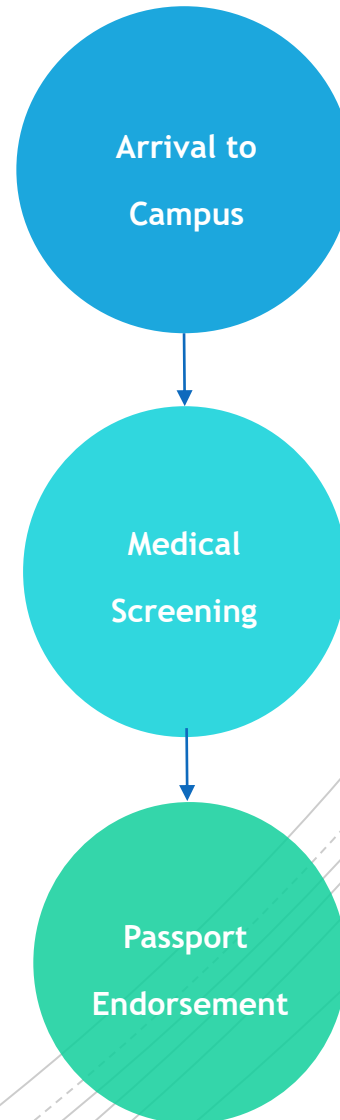
- You're tested NEGATIVE upon completion of the Quarantine period.
- You can check-in to your Accommodation.
- Release Order is issued by the Ministry of Health, Malaysia.

Quarantine Completion & Campus arrival

www.studentwelcome.my



1. Quarantine Hotel pickup by APU.
2. Registration & Student Welcome.
3. APU Accommodation Check-in (where applicable).
4. Medical Screening (within 1 week of completion of your Quarantine).
5. Submit Passport for Student Pass Endorsement (3 days after Medical Screening).
6. Passport Collection after 1-2 weeks for processing.
7. Bank Account Opening (after your Student Pass is endorsed).
8. Health Insurance Card Collection & i-Kad (normally 2-3 weeks after Passport Endorsement).





Accommodation Options

On Campus En-Suite Rooms (Single & Twin Rooms)



Accommodation Options Off Campus (Endah Promenade)



Accommodation Options Off Campus (Fortune Park)

Important Links

1. **Request Accommodation Booking with APU / Provide your Accommodation Details**
<http://tiny.cc/AccommodationDeclaration>
2. **Where to Download e-VAL and Travel Authorization Approval?**
<https://visa.educationmalaysia.gov.my/emgs/application/searchForm/>
3. **Where to download MySejahtera mobile application**
https://mysejahtera.malaysia.gov.my/intro_en/
4. **Where to fill up & submit Students Arrival Details Form**
<http://tiny.cc/ArrivalsControl>
5. **Quarantine and Covid-19 Screening Test Online Payment Facility**
<https://safetravel.myeg.com.my/>
6. **Where to download MyQR by MyEG mobile app**
Go to Play Store or Apple Store to download “MyQr by MEG”
8. **Where to submit Pre-Arrival Information?**
<https://visa.educationmalaysia.gov.my/>

FAQs

1. Do I need to bring cash with me?

Students are advised to bring both cash and bank cards etc. Monthly living expenses range from USD 400-600 depending on your lifestyle. You need to ensure your accommodation & fees have been paid before arrival.

2. Can I buy a sim card at the airport?

Sim cards can be purchased at the airport upon arrival.

3. Is there any money changer in the airport?

Money Changers are available in the airport.

4. I have paid for 7 days Quarantine. But I was asked to stay for 10 days. How do I make the payment?

Students can top up the outstanding amount at the airport.

5. Can I meet my friends staying in the same Hotel?

It is compulsory for each individual to stay in their own room throughout the whole duration of the Quarantine period.

6. When will my APU Accommodation be confirmed?

Your Accommodation will be confirmed when you provide us with details of your arrival and your payment for accommodation is made.

We look forward to Welcome you.



CONTACT US

APU/APIIT Students Arrivals
Control Centre

Email : Arrivals-Control@apu.edu.my

Arrival Control Centre

Hotline : +6017-2831300

