

Welcome to Malaysia - New Students

Arrival of APU/APIIT International Students to Malaysia

Standard Operating Procedures (SOP)

New Students with valid eVAL (Visa Approval Letter)

11th May 2021

* The SOPs stated are in accordance with guidelines of MOHE, MOH, NADMA, EMGS and can be revised at anytime.



A · P · U
ASIA PACIFIC UNIVERSITY
OF TECHNOLOGY & INNOVATION

Ready to

Welcome

International Students



The wait is over!



▼
Before you make
a decision to
travel, please
ensure that:



1. Your country does not have a travel ban for overseas travel.
2. You have been issued a e-VAL (Visa Approval Letter) and is Valid and not Expired. (We will be extending the expired VALs)
3. Please note that your Passport must be valid for at least 18 months from the expected date of VAL Issuance. For example, 10th Feb 2021 - means your passport must be valid at least until 15th Aug 2022.
4. The Malaysian Mission (High Commission, Embassy or Consulate) in your country is open for you to apply Single Entry Visa (SEV) - *where applicable*.
5. You are healthy and eligible to travel to Malaysia.
6. You have secured Accommodation for your stay in Malaysia. Please fill the Declaration of Accommodation <http://tiny.cc/AccommodationDeclaration>
7. You are willing to pay for the cost of Quarantine & Covid-19 Tests.

Important Reminder - Passport Expiry Date



- Please note that your **Passport** must be **valid for at least 18 months** from the expected date of VAL Issuance. For example, 10th March 2021 - means **your passport must be valid at least until 15th September 2022.**
- Our Visa Processing Team will revert to you if you have to extend your passport for the issuance of eVAL (Visa Approval Letter).

New Students with valid e-Visa Approval Letter (eVAL)

Category of new students allowed to arrive in Malaysia
(except from United Kingdom, India, Bangladesh, Pakistan, Sri Lanka and Nepal)

BEFORE Arrival - New Students with valid eVAL (Visa Approval Letter)



Once the Immigration Department of Malaysia has approved the eVAL, the **eVAL and the Travel Authorization (Permission to Enter Malaysia)** together will be auto-generated and made available for download through EMGS Website. The Travel Authorization can be downloaded from [here](#)



mysafetravel - Make Payment of Quarantine and Covid-19 Tests at safetravel.myeg.com.my, proceed to download the **MyQR by MyEG** mobile app and log in with your registered account. Payment should be made before travelling.



You are required to have the following documents before the date of departure:

- Travel Authorisation Letter (Permission to Enter Malaysia)
- Flight tickets and copy of Passport
- Payment Receipt of COVID-19 Screening Tests and Quarantine Charges for Travelers coming into Malaysia.
<https://safetravel.myeg.com.my/> (payment should be made before travelling)



Single Entry Visa - For countries that require visa to enter Malaysia, you are also REQUIRED to apply for a Visa with Reference (VDR) at the nearest Malaysian Embassy / High Commission / Consulate General together with Travel Authorisation. [\(Please see Slide No 10 and 11 for details\)](#)



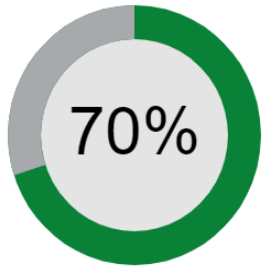
You are required to undergo the RT-PCR Covid-19 Test **three (3) days** before travelling to Malaysia. The RT-PCR Covid-19 test result must be translated in **ENGLISH** so that the respective authorities in Malaysia can inspect it.

BEFORE Arrival - New Students with valid eVAL (Visa Approval Letter)

01

Once the Immigration Department of Malaysia has approved the eVAL, the **eVAL** and the **Travel Authorization (Permission to Enter Malaysia)** together will be auto-generated and made available for download through EMGS Website. The Travel Authorization can be downloaded from:

<https://visa.educationmalaysia.gov.my/emgs/application/searchForm>



Summary

Full Name:

Travel Document Number:

Application Number:

Application Type: New

Application Status: VAL Approved and ready for download

Travel Authorisation Letter: [Download](#)


EMGS Approval Letter: [Download](#)

eVAL: [Download](#)

Arrival Guide to Malaysia: [Download](#)

Note: Currently, the International Student Arrival Centre (ISAC) is only available at the Kuala Lumpur International Airport (KLIA).

e-VAL - Visa Approval Letter Travel Authorisation Letter



The document is titled 'e-VAL - Visa Approval Letter' and is issued by the Immigration Department of Malaysia. It contains a header with the department's name and logo, followed by a section for the student's details including name, passport number, and application number. A large red 'APPROVED' stamp is visible over the student's details. The document also includes a section for the student's travel details, such as the date of entry and the validity of the visa.



The document is titled 'Travel Authorisation Letter' and is issued by the Immigration Department of Malaysia. It contains a header with the department's name and logo, followed by a section for the student's details including name, passport number, and application number. The document also includes a section for the student's travel details, such as the date of entry and the validity of the visa.

02 Fill up the Students Arrival Form at <http://tiny.cc/ArrivalsControl>

BEFORE Arrival - New Students with valid eVAL (Visa Approval Letter)



Once the Immigration Department of Malaysia has approved the eVAL, the eVAL and the Travel Authorization (Permission to Enter Malaysia) together will be auto-generated and made available for download through EMGS Website. The Travel Authorization can be downloaded from [here](#)



mysafetravel - Make Payment of Quarantine and Covid-19 Tests at safetravel.myeg.com.my, proceed to download the **MyQR by MyEG** mobile app and log in with your registered account. You will have to submit the payment receipts together with flight ticket to Malaysian Mission to obtain Entry Permit & SEV (where required).

Book your Quarantine Hotel

STEP 1: Go to <https://safetravel.myeg.com.my/>

STEP 2: Register with your personal details.

STEP 3: Login to your Account and choose the Quarantine Package.

STEP 4: Make the payment online.

STEP 5: Download **MYQR** by **MYEG** mobile app.

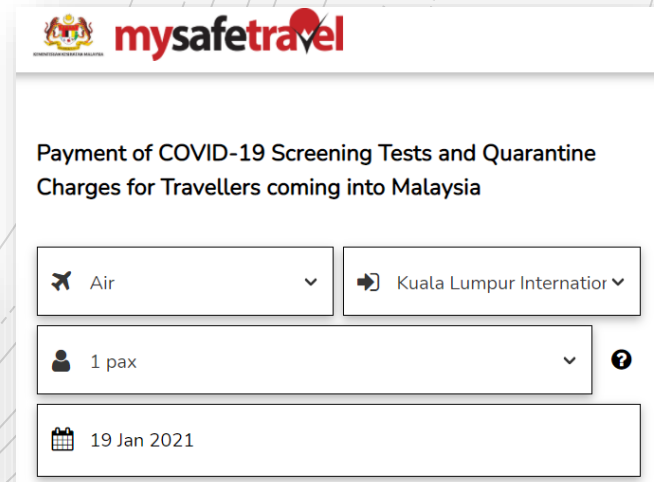
STEP 6: Login using your credentials.

Step 7: Download the generated QR code from the app.







Book your Flight Ticket

Do ensure the flight ticket purchased in at least 10 days away.



mysafetravel

Payment of COVID-19 Screening Tests and Quarantine Charges for Travellers coming into Malaysia

 Air	 Kuala Lumpur Internatio
 1 pax	
 19 Jan 2021	

Single Entry Visa (SEV) - Required

STUDENTS FROM THE FOLLOWING VISA REQUIRED NATIONAL MUST OBTAIN SINGLE ENTRY VISA (SEV) FROM MALAYSIA REPRESENTATIVE OFFICE OVERSEA BEFORE ENTERING MALAYSIA. STUDENTS MUST ALSO PROVIDE VISA APPROVAL LETTER (VAL) AT THE POINT OF ENTRY

Algeria	Guinea Republic	Morocco	South Korea
Argentina	Hong Kong (C.I / D.I)	Mozambique	Spain
Austria	Hong Kong SAR / BNO	Myanmar	Sri Lanka
Bahrain	Hungary	Nepal	St Marino
Bangladesh	India	Netherland	Sweden
Belgium	Indonesia	Nigeria	Syria
Bosnia Herzegovina	Iran	North Korea	Taiwan
Brazil	Iraq	Oman	Thailand
Cambodia	Ireland	Pakistan	Turkey
Cameroon	Italy	Philippines	Turkmenistan
Chile	Japan	Poland	Ukraine
China	Jordan	Qatar	United Arab Emirates
Croatia	Kazakhstan	Romania	United Nations
Cuba	Kosovo	Russia	United States
Czech Republic	Kuwait	Rwanda	Uzbekistan
Egypt	Lao PDR	Samoa	Venezuela
Finland	Lebanon	Saudi Arabia	Viet Nam
France	Liechtenstein	Senegal	Western Samoa
Germany	Malta	Serbia Montenegro	Yemen
Ghana	Mexico	South Africa	

Single Entry Visa (SEV) - Not Required

STUDENTS FROM THE FOLLOWING NON VISA REQUIRED NATIONAL MAY PROCEED TO ENTER MALAYSIA BY PROVIDING THE 'VISA APPROVAL LETTER' (VAL) AT THE POINT OF ENTRY

Antigua & Bermuda	Netherland
Australia	New Zealand
Bahamas	Papua New Guinea
Barbados	Seychelles
Belize	Singapore
Botswana	Solomon Island
Brunei	South Africa
Canada	St Kitts & Nevis
Dominica	St Lucia
Fiji	St Marino
Gambia	St Vincent Grenadine
Grenada	Swaziland
Guyana	Switzerland
Ireland	Tanzania
Jamaica	Tonga
Kenya	Trinidad & Tobago
Kiribati	Gilbert Isl Tuvalu
Lesotho	Uganda
Liechtenstein	United Kingdom
Malawi	Vanuatu
Maldives	Western Samoa
Mauritius	Zaire
Namibia	Zambia
Nauru	Zimbabwe

STUDENTS FROM THE FOLLOWING VISA REQUIRED NATIONAL WITHOUT MALAYSIA REPRESENTATIVE OFFICE ARE PERMITTED TO ENTER WITHOUT SINGLE ENTRY VISA. HOWEVER, STUDENTS MUST PROVIDE THE 'VISA APPROVAL LETTER' (VAL) AT THE POINT OF ENTRY

Afghanistan	Eritrea	Mauritania
Albania	Estonia	Monaco
Angola	Ethiopia	Mongolia
Armenia	Gabon	Nicaragua
Azerbaijan	Georgia	Niger
Belarus	Greece	Norway
Benin	Guatemala	Palestine
Bhutan	Guinea-Bissau	Panama
Bolivia	Haiti	Paraguay
Bulgaria	Honduras	Portugal
Burkina Faso	Iceland	Sao Tome & Principe
Burundi	Ivory Coast	Slovakia
Cape Verde	Kyrgyzstan	Slovenia
Central African Rep	Kyrgyz Republic	Somali
Chad	Latvia	Somalia
Colombia	Liberia	Suriname
Comoros	Libya	Tajikistan
Congo Demo. Rep	Lithuania	Togo
Congo Republic	Luxembourg	Tunisia
Costa Rica	Macao	Upper Volta
Denmark	Macao SAR	Uruguay
Djibouti	Macedonia	Vatican City
El Salvador	Madagascar	Western Sahara
Equador	Mali	Yugoslavia
Equat. Guinea	Moldova	

BEFORE YOU TRAVEL

Students are required to download the MySejahtera app from iOS App Store, Google Play Store or Huawei AppGallery to complete all the required information three (3) days prior to the arrival gate.




WISMA PUTRA

Returning Malaysians and
Non-Malaysians with entry permit

DOWNLOAD & ACTIVATE


MySejahtera

Prior to your arrival in
MALAYSIA

 GET IT ON
Google Play

 Download on the
App Store

 Download on
AppGallery

Division of Communication and Public Diplomacy



WELCOME

Kuala Lumpur

KLIA & KLIA 2
Airports

UPON Arrival (New students with eVAL)



You can only enter Malaysia via these Authorised Entry points: KLIA / KLIA 2. International Students that attempt to enter Malaysia from other entry points will be denied entry and may risk being deported to their country of origin.



You are required to have the following documents:

- Student Visa Approval Letter (e-VAL)
- Travel Authorisation Letter (Permission to Enter Malaysia)
- Single-Entry Visa (SEV) in your Passport (*where applicable*)



Students are required to comply with the mandatory quarantine for 7 days or 10 days or 14 days upon arrival to Malaysia before continuing their studies. This is subject to them furnishing their RT-PCR Covid-19 test results at the international arrival gate. International students that are not able to provide RT-PCR Covid-19 test results or if the test results are not valid/acceptable by Ministry of Health, the students will be subjected to a quarantine period of 10 days. **If you have transit of more than 12 hours during your journey, you will have to do a 10 days Quarantine. 14 days mandatory quarantine period is required for students travelling from specific countries (see pg. 15).** You may have to undergo a RT-PCR Covid-19 Test at your arrival at KLIA/KLIA2, subject to Ministry of Health (MOH) authorities.



You will have to present the QR code generated from the mobile app at KLIA/KLIA2 International Airport. Once the QR code is verified, you will proceed to immigration, to collect your luggage and to Quarantine Station (Hotel).

Unfortunately, If you are tested POSITIVE, our Ministry of Health Officers will arrange for medical treatment at a hospital. The cost of the treatment will be borne by the students.

14 Days Mandatory Quarantine Period for Students Travelling from following Countries

Argentina	Czech Republic	Japan	Rwanda
Austria	Denmark	Lithuania	South Africa
Bangladesh	France	Mexico	Spain
Belgium	Germany	Mozambique	Sweden
Brazil	Greece	Netherlands	Switzerland
Cambodia	India	Nigeria	Tanzania
Canada	Iraq	Norway	Turkey
Chile	Ireland	Peru	UAE
China	Israel	Philippines	United Kingdom
Colombia	Italy	Qatar	USA

All students are required to top-up the remaining quarantine payment at KLIA if students have not paid for 14 days quarantine cost.

Note: The above list is subject to change by Malaysian Authorities

AFTER Immigration Clearance



You will be transported to the Quarantine Station once you've cleared the Immigration and exited the Arrival Gate. You will undergo a **MANDATORY QUARANTINE** period of **7 days or 10 days Or 14 days** starting from your Arrival Date. All arrivals **do not have the option to choose the quarantine stations (Hotel)**. However, you may choose a premium hotel package at additional cost.



You are required to have MySejahtera application active at all times in your smartphone. You need to ensure your mobile phone, or the device is always with you and in active mode at all times during the surveillance and observation period. You shall ensure that all information provided in MySejahtera application is accurate and correct.



Mandatory Quarantine

7 Days / 10 Days
/ 14 Days



7 days or 10 days or 14
days Mandatory
Quarantine borne by the
student



Transport is provided to
Quarantine Station and
for Covid-19 test



Undergo RT-PCR/RTK Ag
Covid-19 test 2 days on
completion of the
quarantine period



If tested negative,
Release Order will be
issued by the Ministry of
Health, Malaysia

Important Notice : All costs (COVID-19 PCR test and expenses during quarantine shall be borne by the applicant. Failure to bear the quarantine costs or any monies due to the Government of Malaysia, the applicant's active pass will be cancelled, blacklisted in Immigration system and issued with Notice of 'Not To Land' (NTL) for deportation.

Mandatory Quarantine at Designated Quarantine Station (Hotel)

International students that are allowed entry into Malaysia will be subjected to:



- 7 days or 10 days or 14 days compulsory quarantine at designated Quarantine Station stipulated by the National Disaster Management Agency (NADMA) and Ministry of Health (MOH).
- The cost for Quarantine & Covid-19 Tests will be around RM 4,020 for 7 days, RM 4,470 for 10 days and RM 5,070 for 14 days. All arrivals do not have the option to choose the quarantine station, unless you have opted for Premium Packages.
- Students must make an online payment at safetravel.myeg.com.my for Quarantine cost before leaving for Malaysia



Estimated Quarantine Cost	Amount (RM)
RT-PCR & Antigen Test	RM 370
Accommodation Cost (RM 150/day)	1,500 (10 days of quarantine) / 1,050 (7 days of quarantine) / 2,100 (14 days of quarantine)
Fixed Charges (Quarantine Station Operations)	2,600
Total	RM 4,020 (7 days) or RM 4,470 (10 days) or RM 5,070 (14 days)

Step 1: Registration

User Registration

User Registration

Name * **Mobile Number**

The Name field requires minimum 2 characters.

Password * **Confirm Password ***

ID Type * **ID Number**

☐ I consent to the processing of my personal data by MY E.G. Services Berhad in accordance with the terms as set out in the [Privacy Policy](#).

Step 3: Input Arrival details

← Guest Details

Arrival Details

Entry Point **Preferred Arrival Date**

Transportation Details

Travel Information (Optional) **Preferred Quarantine Check In Date**

Estimated Time of Arrival (Optional)

Step 2: Login & Select Arrival Date



Payment of COVID-19 Screening Tests and Quarantine Charges for Travellers coming into Malaysia

Air

1 pax

19 Jan 2021

[Next](#)

MySafeTravel is a COVID-19 screening and accommodation arrangement service provided by MY E.G. Services Berhad with the approval of Kementerian Kesihatan Malaysia (KKM). This service is open to both Malaysians and non-Malaysians, and aims to provide a fast, safe, and seamless process for travellers coming into Malaysia. Upon completion of payment, travellers will be provided with the QR code that is used by Government of Malaysia for entry verification.

Easy

- Just fill in your particulars, proceed to payment and you're done.

Step 4: Select Quarantine Duration

Quarantine Period

Quarantine Period

Travellers need to produce a negative RT-PCR covid test result 3 days before departure from an ISO certified lab to qualify for 7 days quarantine. Without this covid test result travellers will be required to quarantine for 10 days.

[Content for Screening Certificate](#)

Primary Guest

Name **Date of Birth**

Nationality **Mobile Number**

ID Type **Passport Number**

Step 5: Key in your Home Address & Address in Malaysia

Postal Address

Postal Address 1

ENDAH RIA

Postal Address 2 (Optional)

Postal Address 2 (Optional)

Postal Postcode

57000

Postal State

KUALA LUMPUR

Address In Malaysia [?]

☒ My Malaysia address is the same as my postal address.

Malaysia Address 1

ENDAH RIA

Malaysia Address 2 (Optional)

Malaysia Address 2 (Optional)

Malaysia Postcode

57000

Malaysia State

Wilayah Persekutuan Kuala Lumpur

Step 6: Select Preferred Quarantine Package



Basic Quarantine Facilities

The Basic Package consists of a modest, no-frills hotel room with basic room amenities. Upon arrival government officials will determine the location of the hotel/quarantine centre including transportation. Travellers will be provided with three meals a day throughout their quarantine stay. Travellers will be provided with three meals a day throughout their quarantine stay.

Starts from
RM 150.00 / night

Select Hotel



Premium

The Premium Package consists of a premium hotel room of the traveller's choice with standard amenities and higher quality service for a more comfortable and restful stay. Travellers can opt for upgraded room categories and a better choice of food and beverage to make their stay as pleasant as possible. Bookings should be made at least 5 days in advance as rooms are subject to availability. Travellers who sign up for this package will also receive special offers from our partner brands.

Starts from
RM 287.50 / night

Select Hotel



Luxury

The Luxury Package consists of a luxurious hotel suite in a four-star or five-star hotel / resort offering a spacious room with a separate living space, a well-appointed bathroom, top of the range amenities and premium food & beverage. If you prefer maximum comfort, excellent service, and a relaxing stay, this is the package for you. A Meet & Greet concierge service upon arrival at KLIA. Bookings should be made at least 5 days in advance as rooms are subject to availability. Travellers who sign up for this package will also enjoy exclusive rewards and benefits from our partner brands.

Starts from
RM 575.00 / night

Select Hotel

Step 7: Choose Quarantine Hotel (only for Premium & Luxury Package)

Basic Quarantine Facilities

Arrival Details

Entry Point

Kuala Lumpur International Airport

Preferred Arrival Date [?]

2021-03-02



Standard Quarantine Station

- ✓ 3 meals (Breakfast-8am ; Lunch-12.30pm ; Dinner-7pm)
- ✓ Towel
- ✓ Room amenities
- ✓ Outside delivery (dry and essential item only allowed).

Location : Accommodations are allocated by Government officials based on situation & logistic arrangement of the day.

Price per guest as low as : RM 150.00

Book Now

Premium



Grand Millennium Kuala Lumpur

- ✓ Rates are inclusive of upgraded meals
- ✓ Free WIFI throughout your stay
- ✓ Excellent City View

Location : 160, Bukit Bintang St, Bukit Bintang, 55100 Kuala Lumpur, Federal Territory of Kuala Lumpur

Price per guest as low as : RM 446.20

Book Now



Impiana KLCC

- ✓ Daily Teatime & Premium Ice Cream Available
- ✓ Complimentary WIFI
- ✓ Gym equipment selection rental is available
- ✓ Coffee machine rental is available

Location : Impiana Klcc Hotel & Spa, 13, Jalan Pinang, Kuala Lumpur, 50450 Kuala Lumpur

Price per guest as low as : RM 339.25

Book Now

Luxury



Impiana KLCC Hotel

- ✓ Premium Menu
- ✓ Highly Recommended by many

Location : Impiana Klcc Hotel & Spa, 13, Jalan Pinang, Kuala Lumpur, 50450 Kuala Lumpur

Price per guest as low as : RM 575.00

Book Now



Grand Millennium Hotel Kuala Lumpur

- ✓ Rates are inclusive of 4 upgraded meals (Breakfast Lunch Afternoon Coffee and Dinner)
- ✓ Free WIFI throughout your stay
- ✓ Excellent City View

Location : 160, Bukit Bintang St, Bukit Bintang, 55100 Kuala Lumpur, Federal Territory of Kuala Lumpur

Price per guest as low as : RM 446.20

Book Now

Step 8: Confirm the Quarantine Hotel

[← Standard Quarantine Station](#)[Confirm](#)

Amenities

✓ 3 meals
(Breakfast-8am ;
Lunch-12.30pm ;
Dinner-7pm)

✓ Towel

✓ Room amenities

✓ Outside
delivery (dry and
essential item only
allowed).

MapSatellite

GoogleMap data ©2021Terms of Use

Room List

Standard Quarantine Station	Price per Night
Room per Guest : 3(Max) ✓ 3 Meals (Breakfast - 8am, Lunch - 12.30pm, Dinner - 7pm), Replacement Linens And Towel, Room Amenities, Outside Delivery (Dry And Essential Item Only)	Primary Guest : RM 150 Dependent Guest : RM 50

Step 10: Total Amount payable will be displayed

← Booking Confirmation

Booking no : EQQBZND7

CATEGORY	BOOKING DETAILS - ABDOOLAH AASIF MOHUNG	PRICE (RM)
SCREEN TEST	POLYMERIZE CHAIN REACTION (PCR) ON 5TH DAY OF QUARANTINE	250.00
HOTEL & ROOMS	STANDARD QUARANTINE STATION STANDARD QUARANTINE STATION (X7 DAYS) ADULT PRIMARY GUEST	1,050.00
OPERATION COST		2,600.00
SUB TOTAL		3,900.00

GRAND TOTAL : RM 3,900.00

Step 9: Select the Guest Name

[← Standard Quarantine Station](#)[Book Now](#)

Assigned: 1 out of 1

Standard Quarantine Station[View room photos](#)

GUESTS	PRICE PER GUEST		
 3 MAX - 1 adult & 2 children OR 2 adult & 1 child - Children under 6 years stay FREE	Primary guest price	Dependent guest price	Dependent guest price
	RM 150.00	RM 0.00	RM 0.00
PRIMARY GUEST * (REQUIRED)	DEPENDENT GUEST (OPTIONAL)	DEPENDENT GUEST (OPTIONAL)	
Abdoolah Aasif Mohung	-	-	

Step 11: Select Payment Method

Choose a payment method

Choose a payment method below and fill out the following information

Pay with Online Banking
Internet Banking

Credit / Debit Card

security code

Quarantine Station (Hotel) - Premium Packages


Students may choose premium packages at additional cost. Five Star Hotels such as Grand Millennium, Istana KLCC & Impiana KLCC are available under the premium packages.



Impiana KLCC



Istana KLCC



Grand Millennium

During Mandatory Quarantine

You are strictly required to adhere to the following while you are under Mandatory Quarantine:

- ✓ Be contactable at ALL times.
- ✓ Do keep in touch with your family using your Smartphone, and keep in touch with your University Welfare officer at all times.
- ✓ Remain only in the quarantine room during the entire period.
- ✓ No visitors are allowed in the room.
- ✓ Wear a face mask during your transportation at all times.
- ✓ You can attend your classes online using Microsoft Teams.
- ✓ In case of any emergency, immediately alert your Quarantine Station personnel.
- ✓ You are required to have the MySejahtera App active on your smartphone at all times.



Keep Connected
Be Positive
Stay Happy

Quarantine Station - RT-PCR/RTK AG TEST



During the Quarantine Period, students will be subjected to undergo RT-PCR/RTK Ag COVID-19 swab test on:

- the **5th day** of the quarantine period (For those that are subjected to a quarantine period of **seven (7) days**)
- the **8th day** of the quarantine period (For those that are subjected to a quarantine period of **ten (10) days**)
- the **12th day** of the quarantine period (For those that are subjected to a quarantine period of **fourteen (14) days**)

Quarantine Pick up & Campus arrival



APU will pick up the students from their quarantine station (Hotel) and drop off to APU campus.

Welcome to your Campus!

Returning to Classes / Campus



You can report to campus, if:

- You're tested NEGATIVE upon completion of the Quarantine period.
- You can check-in to your Accommodation.
- Release Order is issued by the Ministry of Health, Malaysia.

Quarantine pickup & Campus arrival

www.studentwelcome.my



1. Quarantine Station pickup by APU.
2. Registration & Student Welcome.
3. APU Accommodation Check-in (where applicable).
4. Medical Screening (within 1 week of completion of your Quarantine).
5. Submit Passport for Student Pass Endorsement (3 days after Medical Screening).
6. Passport Collection (it could take 2-3 weeks for processing).
7. Bank Account Opening (after your Student Pass is endorsed).
8. Health Insurance Card Collection (normally 3-4 weeks).



Accommodation Options

On Campus



Accommodation Options Off Campus (Endah Promenade)



Accommodation Options Off Campus (Fortune Park)

Important Links

1. **Request Accommodation Booking with APU / Provide your Accommodation Details**
<http://tiny.cc/AccommodationDeclaration>
2. **Where to Download e-VAL and Travel Authorization Approval?**
<https://visa.educationmalaysia.gov.my/emgs/application/searchForm/>
3. **Where to download MySejahtera mobile application**
https://mysejahtera.malaysia.gov.my/intro_en/
4. **Where to fill up & submit Students Arrival Details Form**
<http://tiny.cc/ArrivalsControl>
5. **Quarantine and Covid-19 Screening Test Online Payment Facility**
<https://safetravel.myeg.com.my/>
6. **Where to download MyQR by MyEG mobile app**
Go to Play Store or Apple Store to download “MyQr by MEG”

FAQs

1. Do I need to bring cash with me?

Students are advised to bring both cash and bank cards etc. Monthly living expenses range from USD 400-600 depending on your lifestyle. You need to ensure your accommodation & fees have been paid before arrival.

2. Can I buy a sim card at the airport?

Sim cards can be purchased at the airport upon arrival.

3. Is there any money changer in the airport?

Money Changers are available in the airport.

4. I have paid for 7 days Quarantine. But I was asked to stay for 10 days or 14 days. How do I make the payment?

Students can top up the outstanding amount at the airport.

5. Can I meet my friends staying in the same Hotel?

It is compulsory for each individual to stay in their own room throughout the whole duration of the Quarantine period.

6. When will my APU Accommodation be confirmed?

Your Accommodation will be confirmed when you provide us with details of your arrival and your payment for accommodation is made.

The wait is over!



CONTACT US

APU/APIIT Students Arrivals
Control Centre

Email : Arrivals-Control@apu.edu.my

Arrival Control Centre

Hotline : +6017-2831300

